

JKM325PP-72(Plus) 310-325 Watt POLY CRYSTALLINE MODULE

Positive power tolerance of 0/+3%

ISO9001:2008, ISO14001:2004, OHSAS18001
certified factory.
IEC61215, IEC61730 certified products.



Plus



KEY FEATURES



Extreme high efficiency module:

Through the internal nano-level reflection technology to improve the power output, Polycrystalline 72-cell module achieves a power output up to 325Wp.



Anti-PID Guarantee:

Through the unique high reliability encapsulating technology to make sure the module possess anti-PID characteristics under high temperature and humidity for a long time, Have passed anti-PID test 60 C /85% RH condition for 1000h.



Low-light Performance:

Advanced glass and surface texturing allow for excellent performance in low-light environments.



Severe Weather Resilience:

Certified to withstand: wind load (2400 Pascal) and snow load (5400 Pascal).



Durability against extreme environmental conditions:

High salt mist and ammonia resistance certified by TUV NORD.

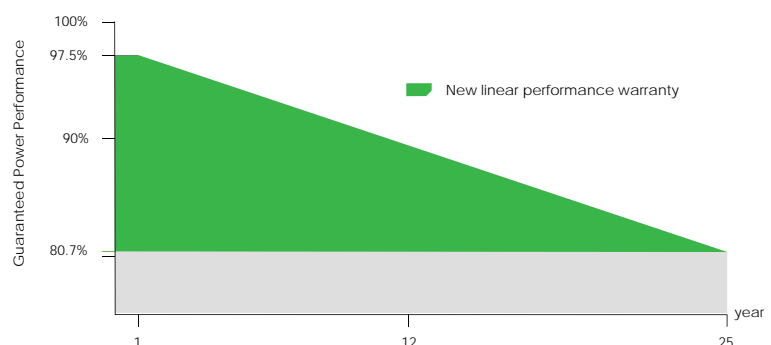


Temperature Coefficient:

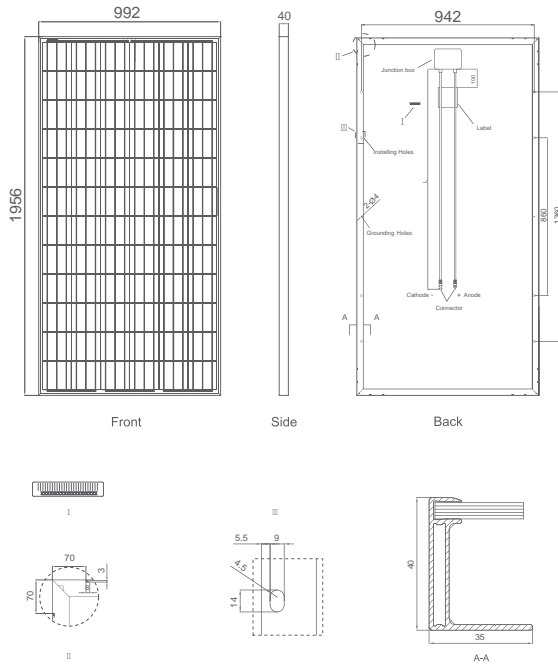
Improved temperature coefficient decreases power loss during high temperatures.

LINEAR PERFORMANCE WARRANTY

10 Year Product Warranty • 25 Year Linear Power Warranty



Engineering Drawings

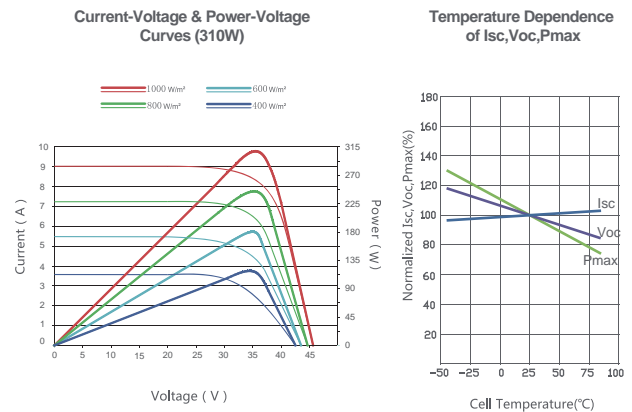


Packaging Configuration

(Two boxes = One pallet)

25pcs/ box, 50pcs/pallet, 600 pcs/40'HQ Container

Electrical Performance & Temperature Dependence



Mechanical Characteristics

| | |
|---------------|--|
| Cell Type | Poly-crystalline 156×156mm (6 inch) |
| No. of cells | 72 (6×12) |
| Dimensions | 1956×992×40mm (77.01×39.05×1.57 inch) |
| Weight | 26.5 kg (58.4 lbs.) |
| Front Glass | 4.0mm, High Transmission, Low Iron, Tempered Glass |
| Frame | Anodized Aluminium Alloy |
| Junction Box | IP67 Rated |
| Output Cables | TÜV 1×4.0mm ² ; Length:900mm |

SPECIFICATIONS

| Module Type | JKM310PP(Plus) | | JKM315PP(Plus) | | JKM320PP(Plus) | | JKM325PP(Plus) | |
|---|----------------|-------|----------------|-------|----------------|-------|----------------|-------|
| | STC | NOCT | STC | NOCT | STC | NOCT | STC | NOCT |
| Maximum Power (Pmax) | 310Wp | 231Wp | 315Wp | 235Wp | 320Wp | 238Wp | 325Wp | 242Wp |
| Maximum Power Voltage (Vmp) | 37.0V | 33.9V | 37.2V | 34.3V | 37.4V | 34.7V | 37.6V | 35.0V |
| Maximum Power Current (Imp) | 8.38A | 6.81A | 8.48A | 6.84A | 8.56A | 6.86A | 8.66A | 6.91A |
| Open-circuit Voltage (Voc) | 45.9V | 42.7V | 46.2V | 43.2V | 46.4V | 43.7V | 46.7V | 44.0V |
| Short-circuit Current (Isc) | 8.96A | 7.26A | 9.01A | 7.29A | 9.05A | 7.30A | 9.10A | 7.34A |
| Module Efficiency STC (%) | 15.98% | | 16.23% | | 16.49% | | 16.75% | |
| Operating Temperature(°C) | -40°C~+85°C | | | | | | | |
| Maximum system voltage | 1000VDC (IEC) | | | | | | | |
| Maximum series fuse rating | 15A | | | | | | | |
| Power tolerance | 0~+3% | | | | | | | |
| Temperature coefficients of Pmax | -0.40%/°C | | | | | | | |
| Temperature coefficients of Voc | -0.30%/°C | | | | | | | |
| Temperature coefficients of Isc | 0.06%/°C | | | | | | | |
| Nominal operating cell temperature (NOCT) | 45±2°C | | | | | | | |

STC: Irradiance 1000W/m²

Cell Temperature 25°C

AM=1.5

NOCT: Irradiance 800W/m²

Ambient Temperature 20°C

AM=1.5

Wind Speed 1m/s

* Power measurement tolerance: ± 3%